

Year 5 Maths

Roman Numerals

Learning From Home Activity Booklet

Statutory Requirements	Activity Sheet	Page Number	Notes
Pupils should be taught to: • read Roman numerals to 1000 (M) and recognise years written in Roman numerals.	Maximilian's Homework	2	
	Pompeii's Purses	3	
	Grape Plantation	4	
	Roman Dates	5	
	Parent Guide to Roman Numerals		

Maximilian's Homework



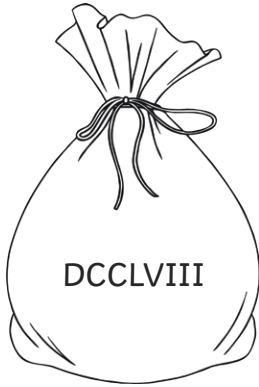
Maximilian has been set the following homework by his teacher. He has to find out what numbers these Roman numerals represent. Use the internet or books to find out what these symbols mean and complete the table below. Remember, always ask an adult before using the internet.

Roman Numeral	Number
I	
V	
X	
L	
C	
D	
M	

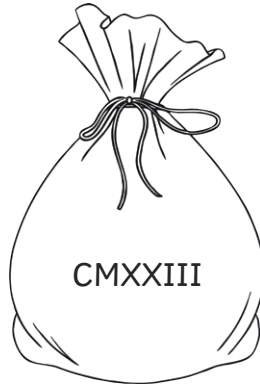
Well done finishing! Now use your research to explain how these symbols are put together to form other numbers using Roman numerals such as 3, 19 or 98.

Pompeii's Purses

It is a busy day in the market of Pompeii. People are out buying all sorts of luxurious goods such as food, spices and mosaics. Many people at the market have taken their leather purses with them to market to spend on goods. Calculate how much money is in each person's purse by converting the Roman numerals to numbers.



Alba



Anthony



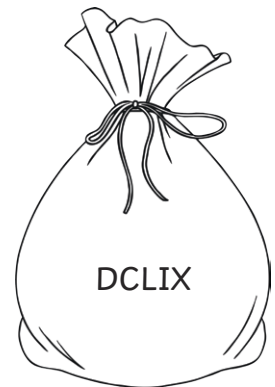
Caelius



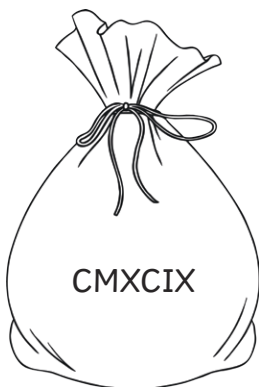
Caesar



Cato



Pontius



Vibiana



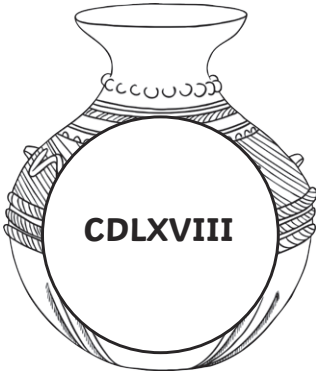
Rufus



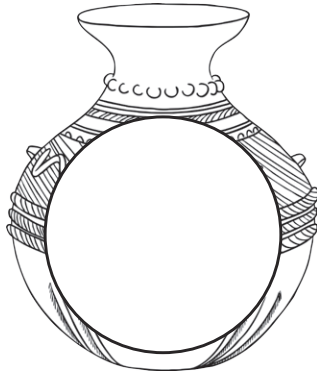
Junus

Grape Plantation

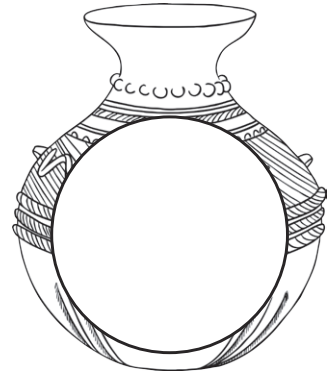
Atticus and his servants are busy picking grapes at the plantation as it is harvest season. They have placed the grapes into vases and counted them. Help them by writing the number of grapes in each vase in Roman numerals. The first one has been done for you.



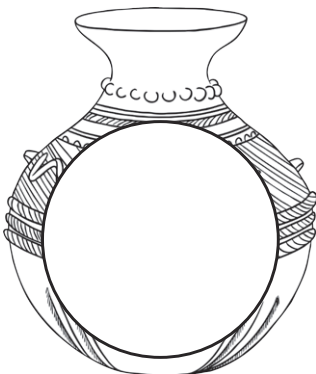
468



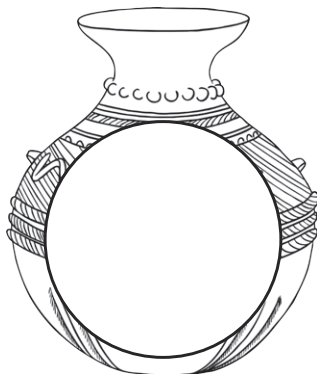
354



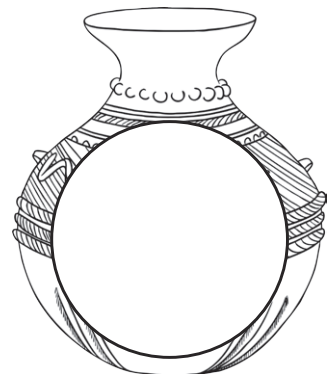
914



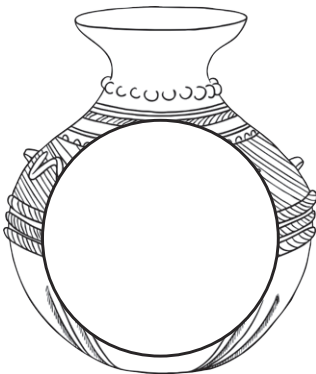
789



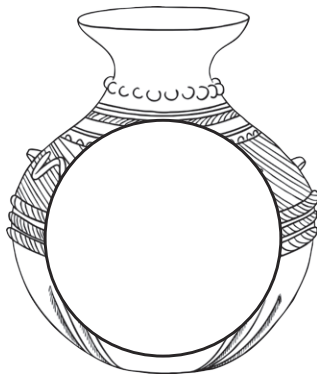
369



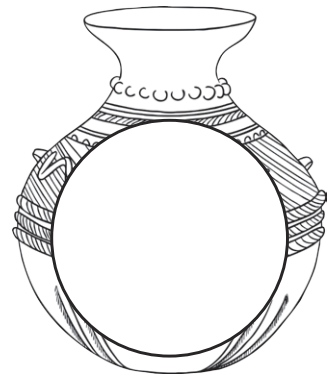
157



845



492



1000

Roman Dates

Padma has been researching Romans by reading a book she found on Ancient Rome in the library. However, the book is very old and all the dates of key events are written in Roman numerals. Help Padma find out when these events happened by translating the underlined Roman numerals to numbers. Use the key to help you change the dates to numbers.

Note: BC indicates before Christ and AD indicates anno Domini (after Christ's birth).

1. The building of Rome began in DCCLIII BC.

2. Rome invades Britain in LV BC.

3. In AD CDLV, the Roman Empire ended.

4. In AD CXXII, work began on Hadrian's wall to mark the boundaries of the Roman Empire and keep the Picts out.

5. Rome was attacked by a group of Barbarians in AD CC.

6. DX BC, Rome becomes a Republic and officials are elected.

7. Between AD CCXXXV and AD CCLXXXV, twenty Roman emperors are assassinated.

Number List	
I	1
V	5
X	10
L	50
C	100
D	500



Parent Guide to Roman Numerals

In the Year 5 National Curriculum, children are taught how to read and write Roman numerals up to one thousand (M). They also look at Roman numerals in the context of time and learn how to read and write years in Roman numerals.

There are seven letters used to create Roman numerals. These are:

$$I = 1$$

$$V = 5$$

$$X = 10$$

$$L = 50$$

$$C = 100$$

$$D = 500$$

$$M = 1000$$

The Roman numerals are used in a variety of combinations to create different numbers. When the same Roman symbols are placed together, you add the value of each symbol together. For example:

$$III = 1 + 1 + 1 = 3$$

$$XX = 10 + 10 = 20$$

Also, if a larger Roman numeral is followed by a smaller Roman numeral, you add the numbers together. For example:

$$XVI = 10 + 5 + 1 = 16$$

$$MDL = 1000 + 500 + 50 = 1550$$

If a smaller Roman numeral comes before a larger Roman numeral, you subtract the smaller Roman numeral from the larger. For example:

$$IV = 5 - 1 = 4$$

$$XIX = 10 + (10 - 1) = 19$$